




















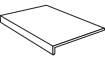


# #STONE 01,02,03 WOOD 03,04











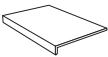


SIZES	BOX			PALLET		
	PCS	SQ.MT.	KG	BOXES	SQ.MT.	KG
 60x60 cm 24"x24" STONE 01,02,03 STRUCTURED RECTIFIED 2CM	2	0,72	32,50	30	21,60	995
 40x120 cm 16"x48" WOOD 03, 04 STRUCTURED RECTIFIED 2CM	1	0,48	22,985	48	23,04	1123,28
 30x60 cm 12"x24" STEP TREAD WITH POLISHED EDGE STRUCTURED RECTIFIED 2CM	1	0,18	8,125	-	-	-
 40x120 cm 16"x48" STEP TREAD WITH POLISHED EDGE STRUCTURED RECTIFIED 2CM	2	0,96	45,80	-	-	-
 30x60 cm 12"x24" CORNER STEP TREAD WITH POLISHED EDGE STRUCTURED RECTIFIED 2CM	1	0,18	8,125	-	-	-
 40x120 cm 16"x48" CORNER STEP TREAD WITH POLISHED EDGE STRUCTURED RECTIFIED 2CM	2	0,96	45,80	-	-	-
 20x60 cm 8"x24" TWO LEVELS RAISE STRUCTURED RECTIFIED 2CM	7	0,84	37,80	-	-	-
 20x120 cm 8"x48" TWO LEVELS RAISE STRUCTURED RECTIFIED 2CM	2	0,48	22,90	-	-	-
 15x60 cm 6"x24" L SHAPE TRIM STRUCTURED RECTIFIED 2CM	2	0,18	8,00	-	-	-
 20x120 cm 8"x48" L SHAPE TRIM STRUCTURED RECTIFIED 2CM	2	0,48	22,90	-	-	-
 30x60 cm 12"x24" DRAINER STRUCTURED RECTIFIED 2CM	1	0,18	8,125	-	-	-
 20x120 cm 8"x48" DRAINER STRUCTURED RECTIFIED 2CM	2	0,48	22,90	-	-	-
 14x60 cm 6"x24" GRID STRUCTURED RECTIFIED 2CM STONE, WOOD	2	0,168	8,00	-	-	-
 8x14x60 cm 4"x6"x24" WATER DRAIN STRUCTURED RECTIFIED 2CM STONE, WOOD	4	0,336	16,00	-	-	-

# #MARBLE 01, 02, 03, 04

SIZES	BOX			PALLET		
	PCS	SQ.MT.	KG	BOXES	SQ.MT.	KG
 60x120 cm 24"x48" MATT RECTIFIED	2	1,44	33,00	36	51,84	1208
 60x120 cm 24"x48" POLISHED RECTIFIED	2	1,44	31,30	36	51,84	1146,80
 60x60 cm 24"x24" MATT / POLISHED / RIGATO RECTIFIED	4	1,44	32,00	30	43,20	980
 30x60 cm 12"x24" MATT / POLISHED / RIGATO RECTIFIED	8	1,44	32,00	32	46,08	1044
 30x30 cm 12"x12" MATT RECTIFIED	12	1,08	24,00	48	51,84	1172
 15x15 cm 6"x6" MATT RECTIFIED	44	1,00	22,20	44	44,00	996
 10x60 cm 4"x24" MIX MATT / POLISHED / RIGATO RECTIFIED	12	0,72	15,90	50	36,00	815
 mosaic 30x30 cm 12"x12" (5X5-2"x2") MATT / POLISHED / RIGATO	12	1,08	24,00	30	32,40	740
 mosaic mix 30x30 cm 12"x12" (5X5-2"x2") MIX MATT / POLISHED / RIGATO	12	1,08	24,00	30	32,40	740
 skirting 7x60 cm 3"x24" MATT RECTIFIED	14	-	14,00	-	-	-
 step 33x120x4 cm 13"x48"x2" STEP TREAD WITH FULL SKIRTING RECTIFIED	2	-	18,20	-	-	-

# #STONE 01, 02, 03, 05









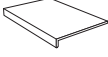
SIZES	BOX			PALLET		
	PCS	SQ.MT.	KG	BOXES	SQ.MT.	KG
 60x120 cm 24"x48" MATT RECTIFIED	2	1,44	35,20	36	51,84	1287,20
 60x120 cm 24"x48" *BRUSHED RECTIFIED	2	1,44	31,30	36	51,84	1146,80
 60x60 cm 24"x24" MATT / BRUSHED / COMBED RECTIFIED	4	1,44	32,00	30	43,2	980
 30x60 cm 12"x24" MATT / BRUSHED / COMBED RECTIFIED	8	1,44	32,00	32	46,08	1044
 30x30 cm 12"x12" MATT RECTIFIED	12	1,08	24,00	48	51,84	1172
 15x15 cm 6"x6" MATT RECTIFIED	44	1,00	22,20	44	44,00	996
 10x60 cm 4"x24" MIX MATT / BRUSHED / COMBED RECTIFIED	12	0,72	15,90	50	36,00	815
 mosaic 30x30 cm 12"x12" (5X5-2"x2") MATT / BRUSHED / COMBED	12	1,08	24,00	30	32,40	740
 brick wall 30x60 cm 12"x24" MATT	4	0,72	16,00	30	21,60	500
 skirting 7x60 cm 3"x24" MATT RECTIFIED	14	-	14,00	-	-	-
 step 33x120x4 cm 13"x48"x2" STEP TREAD WITH FULL SKIRTING RECTIFIED	2	-	18,20	-	-	-

\*stone 05 60x120 is not available in brushed finish




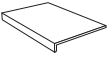
 9,5mm

 V2 MODERATE

# #STONE 04

SIZES	BOX			PALLET		
	PCS	SQ.MT.	KG	BOXES	SQ.MT.	KG
 60x120 cm 24"x48" SLATE PLUS RECTIFIED	2	1,44	33,90	33	47,52	1138,70
 60x60 cm 24"x24" SLATE RECTIFIED	4	1,44	32,00	30	43,20	980
 30x60 cm 12"x24" SLATE RECTIFIED	8	1,44	32,00	32	46,08	1044
 30x30 cm 12"x12" SLATE RECTIFIED	12	1,08	24,00	48	51,84	1172
 15x15 cm 6"x6" SLATE RECTIFIED	40	0,90	20,00	70	63,00	1420
 mosaic 30x30 cm 12"x12" (5X5-2"x2") SLATE	12	1,08	24,00	30	32,40	740
 brick wall 15x60 cm 6"x24" SLATE	8	0,72	16,00	30	21,60	500
 skirting 7x60 cm 3"x24" SLATE RECTIFIED	14	-	14,00	-	-	-
 step 33x120x4 cm 13"x48"x2" STEP TREAD WITH FULL SKIRTING RECTIFIED	2	-	18,20	-	-	-

# #WOOD 01, 02, 03, 04

SIZES	BOX			PALLET		
	PCS	SQ.MT.	KG	BOXES	SQ.MT.	KG
 20x120 cm 8"x48" MATT RECTIFIED	6	1,44	35,00	28	40,32	1000
 mosaic 30x30 cm 12"x12" (5X5-2"x2") MATT	12	1,08	24,00	30	32,4	740
 skirting 10x60 cm 4"x24" MATT RECTIFIED	10	-	13,00	-	-	-
 step 33x120x4 cm 13"x48"x2" STEP TREAD WITH FULL SKIRTING RECTIFIED	2	-	18,20	-	-	-